

# CV1610

## 6.5" 2-Way Surface-Mount Speaker for JBL Integrated Audio Presentation Systems



### HIGHLIGHTS ■

#### Premium JBL Sound

Draws from JBL's legendary recording and touring technologies to deliver crystal-clear sound with depth and detail

#### Versatile Installation

Scalable to accommodate any small speaking environment; optimized for horizontal or vertical orientation; shallow footprint

#### Rugged Construction

Engineered to last, taking advantage of tour-tested JBL technologies to deliver peak performance over continuous use

The JBL CV1610 surface-mount speaker, one of the newest models in JBL's CV1000 Series of pro-grade speakers for installed sound, brings legendary JBL clarity to integrated audio presentation systems for classrooms, meeting spaces and other small-scale speaking environments.

The 6.5-inch CV1610 is engineered to pair perfectly with JBL's new AMP Series all-in-one A/V presentation systems—including integrated amplifiers and wireless handheld and hands-free/neckworn UHF microphones—to provide complete audio solutions. The AMP Series lets speakers communicate clearly without worrying about system operation, thanks to robust connectivity options, built-in effect presets and one-touch wireless sync.

Educators, corporate presenters and hospitality providers who require simple, integrated A/V presentation technologies can rely on the JBL CV1610 speaker to complete JBL's AMP Series family of versatile, cost-conscious systems.

### FEATURES ■

- Dual 3" cone HF driver / 6.5" uncompressed long fiber pulp paper basin LF driver
- Driver configuration: 2-way, 6.5-inch
- Optimized for horizontal or vertical orientation
- Shallow footprint pairs well with electronic presentation board
- 107 dB max SPL (113 dB peak)
- 55 Hz – 19 kHz freq range
- 87 dB sensitivity
- Binding post inputs
- 510 mm x 206 mm x 234 mm (H x W x D)
- 4 adjustable mount angles optimize coverage for any space
- Surface-mount chassis features rounded edges to prevent impact injuries

### KEY MESSAGES ■

#### PREMIUM SOUND

Speech intelligibility is critical to any presentation. JBL CV1610 draw from legendary recording and touring technologies to deliver crystal-clear sound with depth and detail.

#### AFFORDABLE AND RELIABLE

JBL CV1610 speakers are engineered to maximize your investment, working together seamlessly and taking advantage of tour-tested technologies to deliver peak performance over continuous use.

### APPLICATIONS ■

#### SPEAKING ENVIRONMENTS

Classrooms, meeting spaces and small-scale speaking environments

#### VERSATILE AND SCALABLE

Scalable to accommodate any small speaking environment, from classrooms to receptions to corporate functions. CV1610 speakers can be configured in various combinations to meet the needs of any small speaking space; two amplifier power options meet the requirements of a range of space sizes. AMP150 and AMP350 amplifiers can be mounted on walls or ceiling, or placed on a desktop. For schools and other multiroom facilities, the AMP Series offers 40 UHF transmission frequencies to allow configuration of multiple systems without signal interference.

### IN THE BOX ■

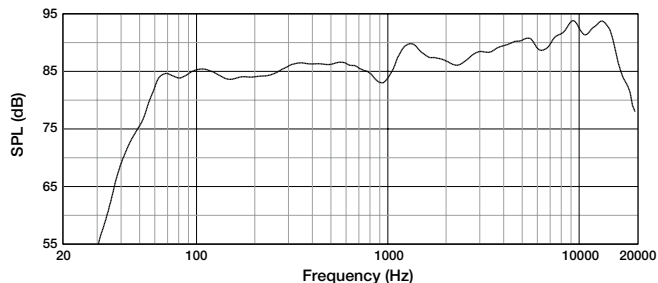
CV1610 speaker (x2)  
U-shaped installation rack (x2)

# CV1610

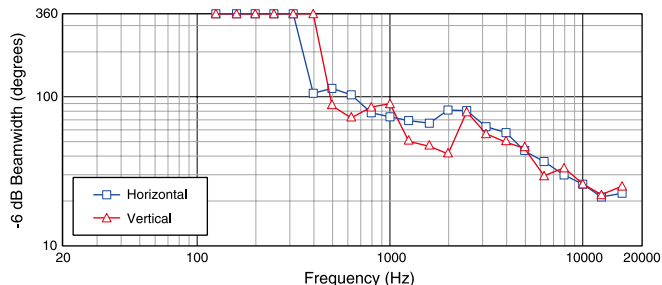
6.5" 2-Way Surface-Mount Speaker for JBL Integrated Audio Presentation Systems



## FREQUENCY RESPONSE CURVE ■



## BEAMWIDTH ■



## TECHNICAL SPECIFICATIONS ■

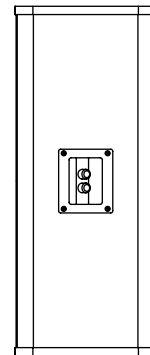
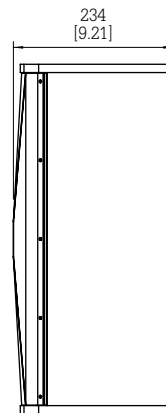
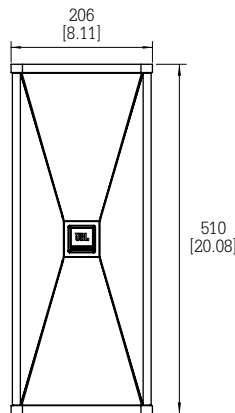
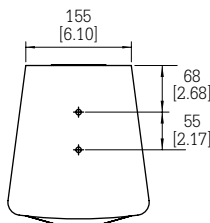
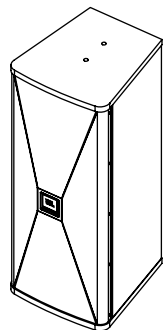
<b>SYSTEM TYPE:</b>	6.5", two-way design, low frequency reflective
<b>SCOPE OF FREQUENCY (~10 dB)<sup>1</sup>:</b>	55 Hz – 19 kHz
<b>FREQUENCY RESPONSE (±3 dB)<sup>1</sup>:</b>	70 Hz – 16 kHz
<b>SENSITIVITY (1W @ 1FT)<sup>1</sup>:</b>	87 dB
<b>RATED IMPEDANCE:</b>	8 ohms
<b>MAX SOUND PRESSURE LEVEL OUTPUT<sup>2</sup>:</b>	107 dB (113 dB peak)
<b>RATED INPUT POWER<sup>3</sup>:</b>	Continuous: 100W Music Signal: 200W Peak: 400W
<b>DIRECTIVITY (H x V):</b>	70° x 50°
<b>DIMENSIONS (H x W x D):</b>	510 x 206 x 234 mm (20.1 x 8.1 x 9.2 in)

<b>NET WEIGHT:</b>	7.26 kg (16.0 lb)
<b>LF DRIVER:</b>	1 x 6.5" LF driver
<b>HF DRIVER:</b>	2 x 3" HF driver
<b>INPUT CONNECTOR:</b>	Binding post
<b>CASE STRUCTURE:</b>	12 mm-thick medium-density fiberboard with vinyl lamination process on the surface

1. Tested under the condition of full-space (4π)
2. Maximum sound pressure level output calculated from the rated power
3. Test for 100 hours under the condition of IEC standard and pink noise with crest factor equal to 6 dB

## DIMENSIONS ■

Dimensions in mm (inches)



HARMAN Professional 8500 Balboa Blvd. Northridge, CA 91329 USA

© 2020 HARMAN International Industries, Incorporated. All rights reserved. Features, specifications and appearance are subject to change without notice.

[www.jblpro.com](http://www.jblpro.com)

Issued: 7/2020